

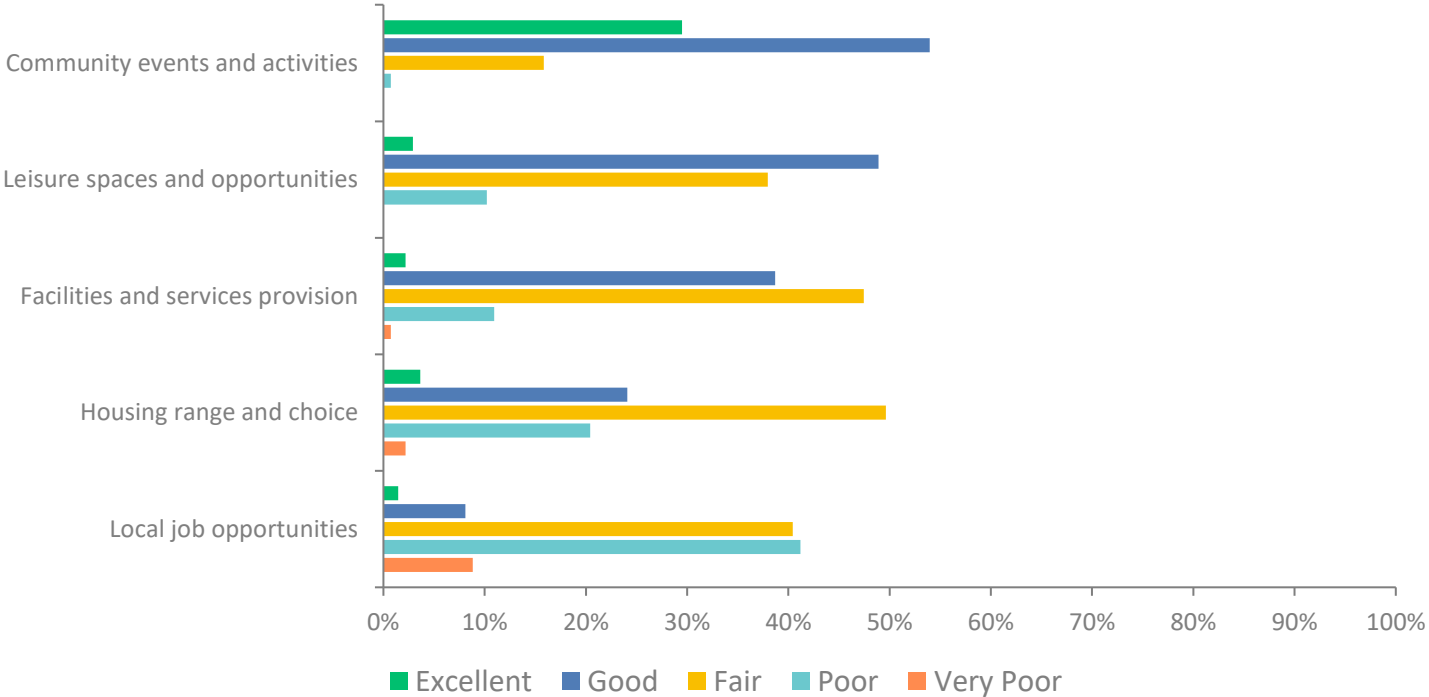
Westbury Sub Mendip Neighbourhood Plan

Village Priorities Survey July 2024

Total Responses **142**

Q1: For each of the following, please tick the box which you think best describes the current provision in the Parish:

Answered: 139 Skipped: 3



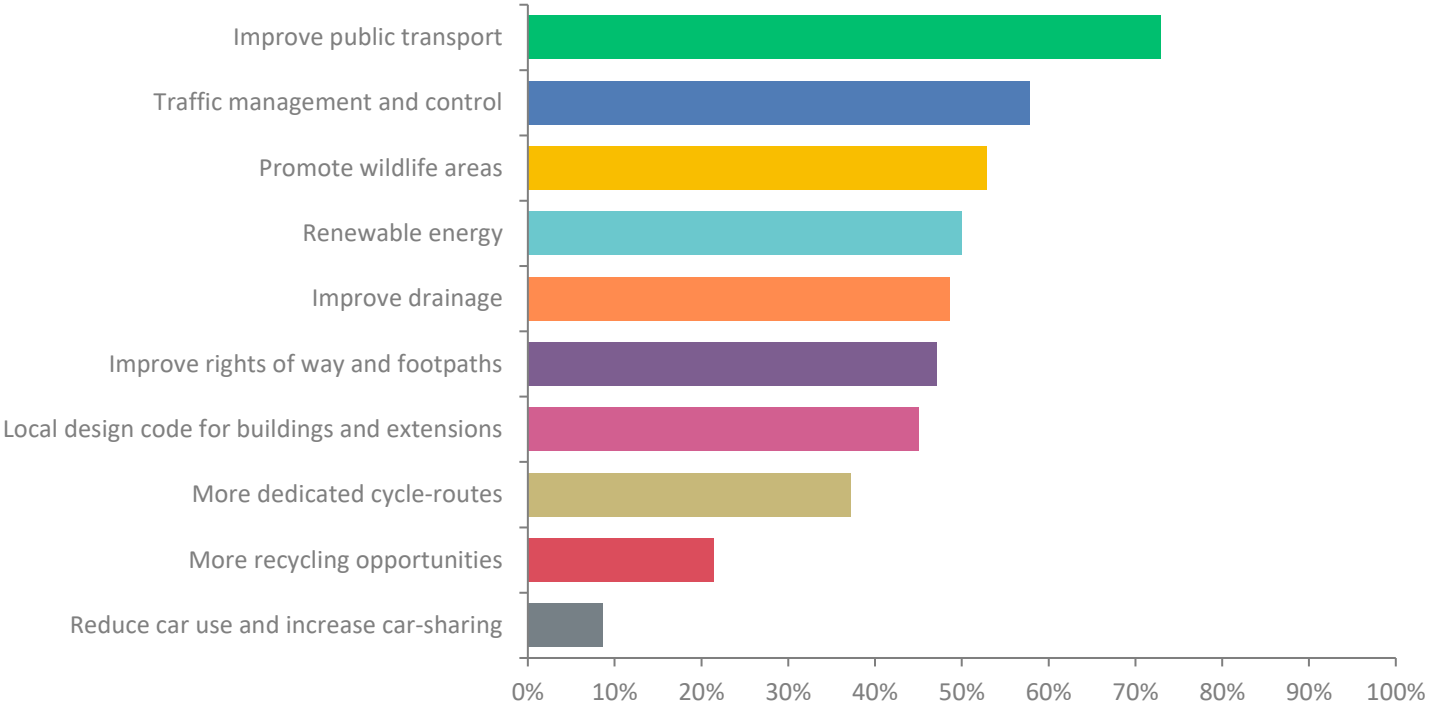
Q1: For each of the following, please tick the box which you think best describes the current provision in the Parish:

Answered: 139 Skipped: 3

	EXCELLENT	GOOD	FAIR	POOR	VERY POOR	TOTAL	WEIGHTED AVERAGE
Community events and activities	29.50% 41	53.96% 75	15.83% 22	0.72% 1	0% 0	139	1.88
Leisure spaces and opportunities	2.92% 4	48.91% 67	37.96% 52	10.22% 14	0% 0	137	2.55
Facilities and services provision	2.19% 3	38.69% 53	47.45% 65	10.95% 15	0.73% 1	137	2.69
Housing range and choice	3.65% 5	24.09% 33	49.64% 68	20.44% 28	2.19% 3	137	2.93
Local job opportunities	1.47% 2	8.09% 11	40.44% 55	41.18% 56	8.82% 12	136	3.48

Q2: As a community what should we focus on to become more sustainable?
Please tick those that you consider are most important. Tick up to five.

Answered: 140 Skipped: 2



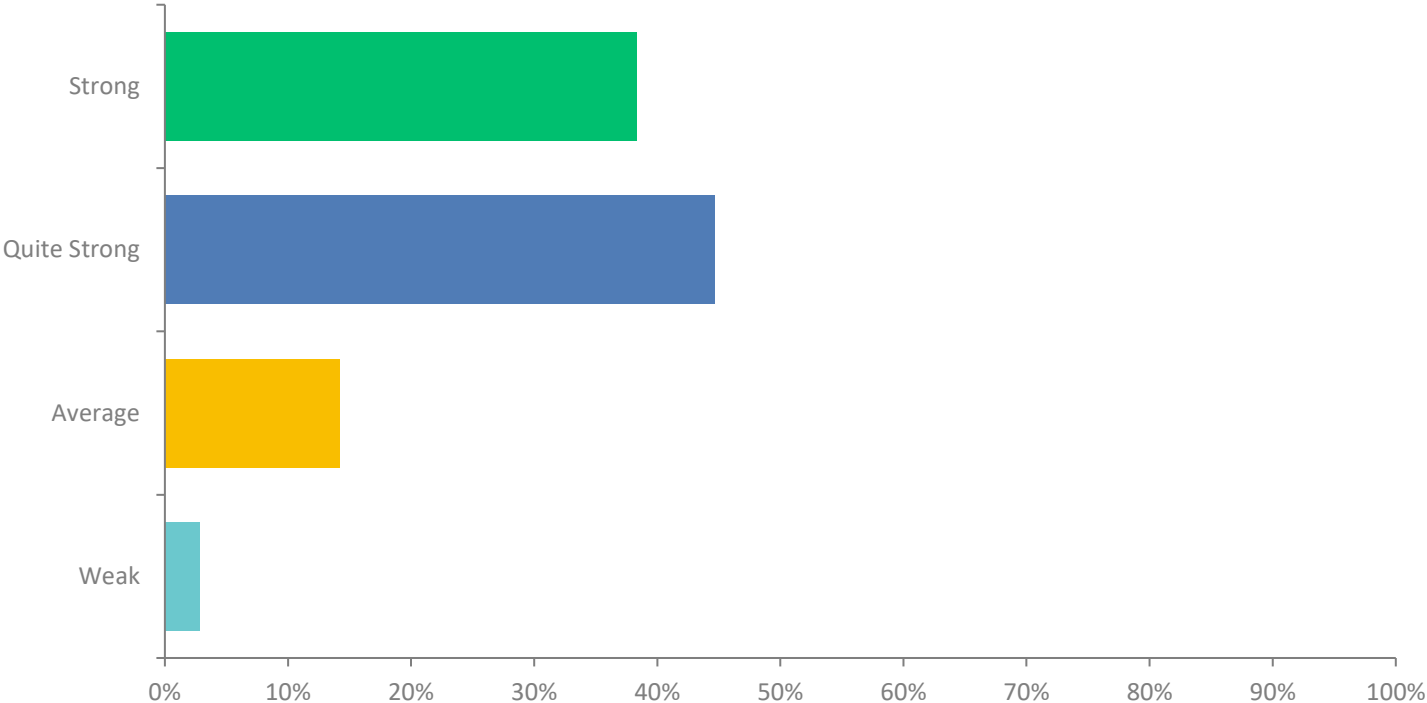
Q2: As a community what should we focus on to become more sustainable? Please tick those that you consider are most important. Tick up to five.

Answered: 140

ANSWER CHOICES	RESPONSES	
Improve public transport	72.86%	102
Traffic management and control	57.86%	81
Promote wildlife areas	52.86%	74
Renewable energy	50.0%	70
Improve drainage	48.57%	68
Improve rights of way and footpaths	47.14%	66
Local design code for buildings and extensions	45.00%	63
More dedicated cycle-routes	37.14%	52
More recycling opportunities	21.43%	30
Reduce car use and increase car-sharing	8.57%	12
TOTAL		618

Q3: In your opinion, how strong is the sense of community in the Parish? (tick one)

Answered: 141 Skipped: 1



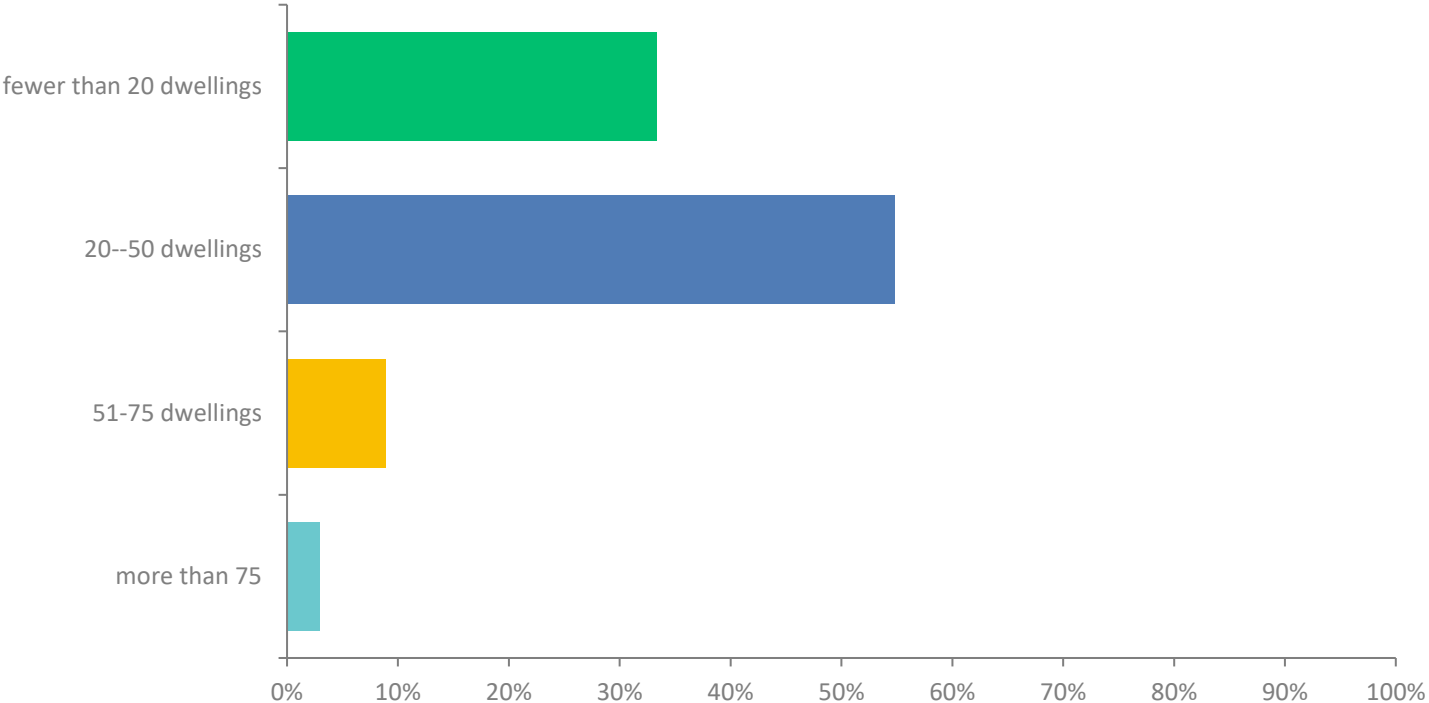
Q3: In your opinion, how strong is the sense of community in the Parish? (tick one)

Answered: 141 Skipped: 1

ANSWER CHOICES	RESPONSES	
Strong	38.30%	54
Quite Strong	44.68%	63
Average	14.18%	20
Weak	2.84%	4
TOTAL		141

Q4: Housing DevelopmentWestbury Sub Mendip has 353 dwellings; please indicate what level of housing growth you would like to see over the next 15 years?

Answered: 135 Skipped: 7



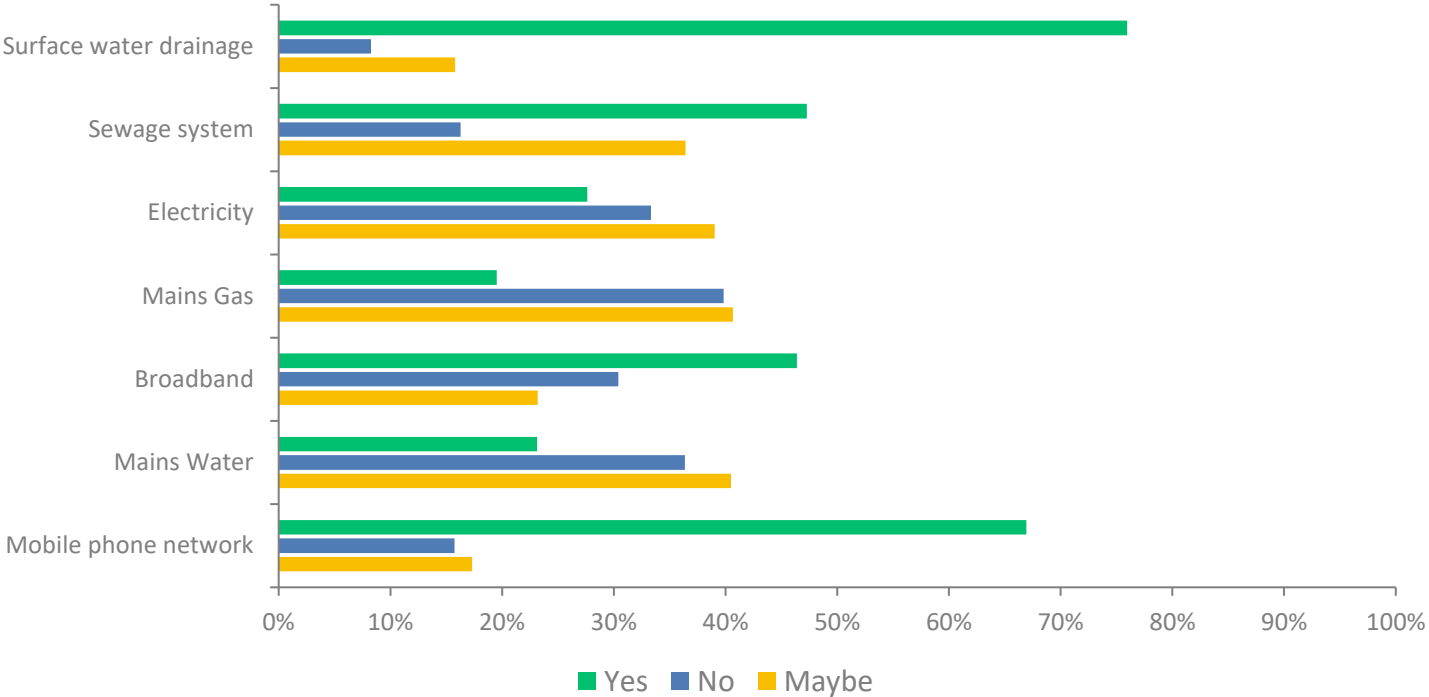
Q4: Housing DevelopmentWestbury Sub Mendip has 353 dwellings; please indicate what level of housing growth you would like to see over the next 15 years?

Answered: 135 Skipped: 7

ANSWER CHOICES	RESPONSES	
fewer than 20 dwellings	33.33%	45
20--50 dwellings	54.81%	74
51-75 dwellings	8.89%	12
more than 75	2.96%	4
TOTAL		135

Q5: Do you think the services below need improving to satisfy the future needs of the Parish?

Answered: 134 Skipped: 8



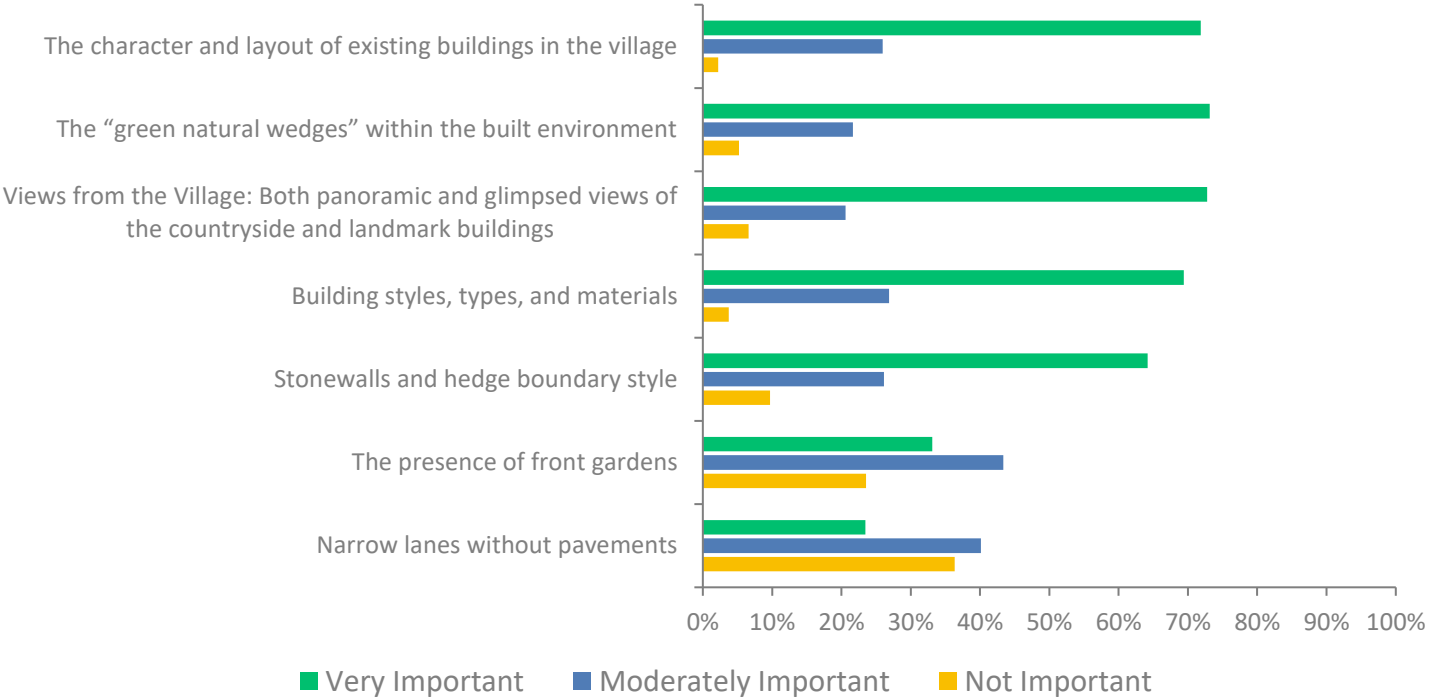
Q5: Do you think the services below need improving to satisfy the future needs of the Parish?

Answered: 134 Skipped: 8

	YES	NO	MAYBE	TOTAL	WEIGHTED AVERAGE
Surface water drainage	75.94% 101	8.27% 11	15.79% 21	133	1.40
Sewage system	47.29% 61	16.28% 21	36.43% 47	129	1.89
Electricity	27.64% 34	33.33% 41	39.02% 48	123	2.11
Mains Gas	19.51% 24	39.84% 49	40.65% 50	123	2.21
Broadband	46.40% 58	30.40% 38	23.20% 29	125	1.77
Mains Water	23.14% 28	36.36% 44	40.50% 49	121	2.17
Mobile phone network	66.93% 85	15.75% 20	17.32% 22	127	1.50

Q6: Settlement CharacterHow important is it that the following characteristics of the conservation area of Westbury Sub Mendip are safeguarded and reflected in new development? (Conservation area is on the whole the older part of the village including the open spaces)

Answered: 136 Skipped: 6



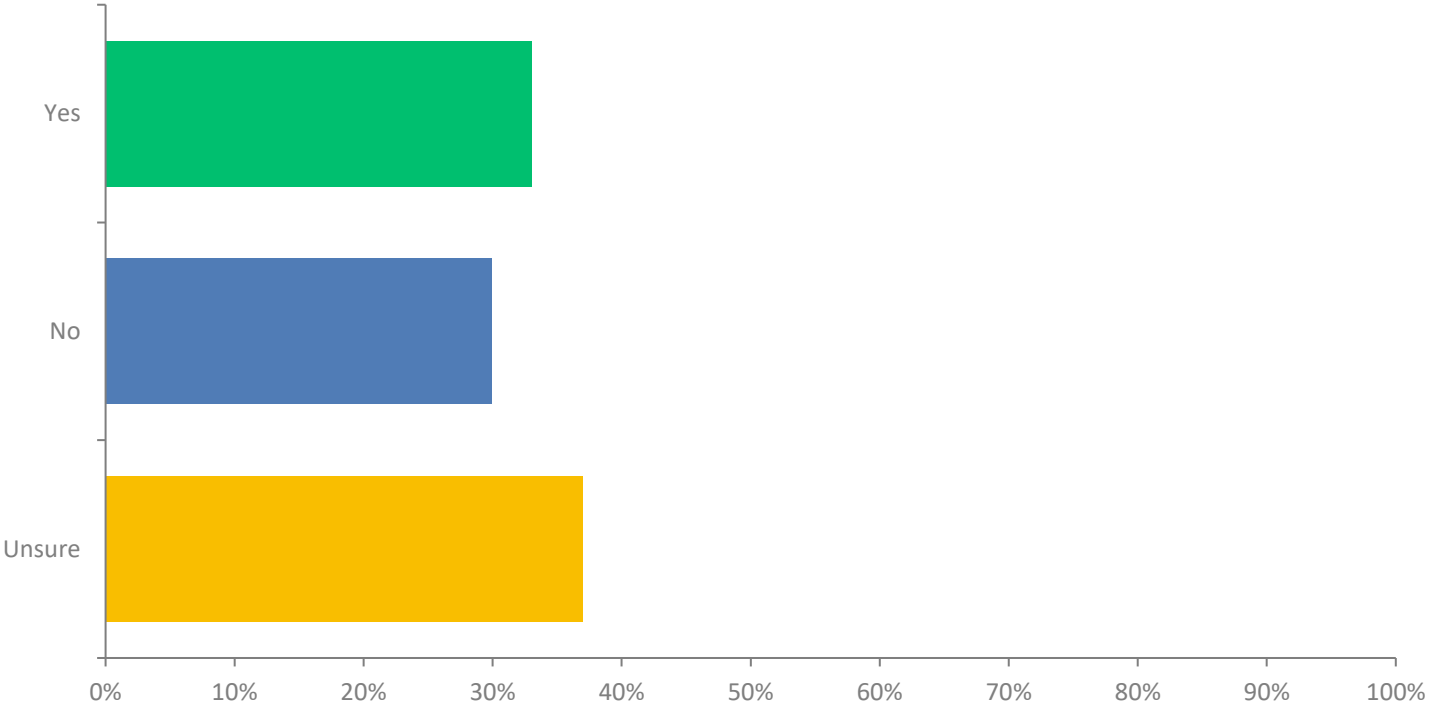
Q6: Settlement CharacterHow important is it that the following characteristics of the conservation area of Westbury Sub Mendip are safeguarded and reflected in new development? (Conservation area is on the whole the older part of the village including the open spaces)

Answered: 136 Skipped: 6

	VERY IMPORTANT	MODERATELY IMPORTANT	NOT IMPORTANT	TOTAL	WEIGHTED AVERAGE
The character and layout of existing buildings in the village	71.85%	25.93%	2.22%	135	1.3
	97	35	3		
The “green natural wedges” within the built environment	73.13%	21.64%	5.22%	134	1.32
	98	29	7		
Views from the Village: Both panoramic and glimpsed views of	72.79%	20.59%	6.62%	136	1.34
	99	28	9		
Building styles, types, and materials	69.40%	26.87%	3.73%	134	1.34
	93	36	5		
Stonewalls and hedge boundary style	64.18%	26.12%	9.70%	134	1.46
	86	35	13		
The presence of front gardens	33.09%	43.38%	23.53%	136	1.9
	45	59	32		
Narrow lanes without pavements	23.48%	40.15%	36.36%	132	2.13
	31	53	48		

Q7: Are there other physical ‘features’ in the Parish not mentioned in question 6, that are important to retain?

Answered: 127 Skipped: 15



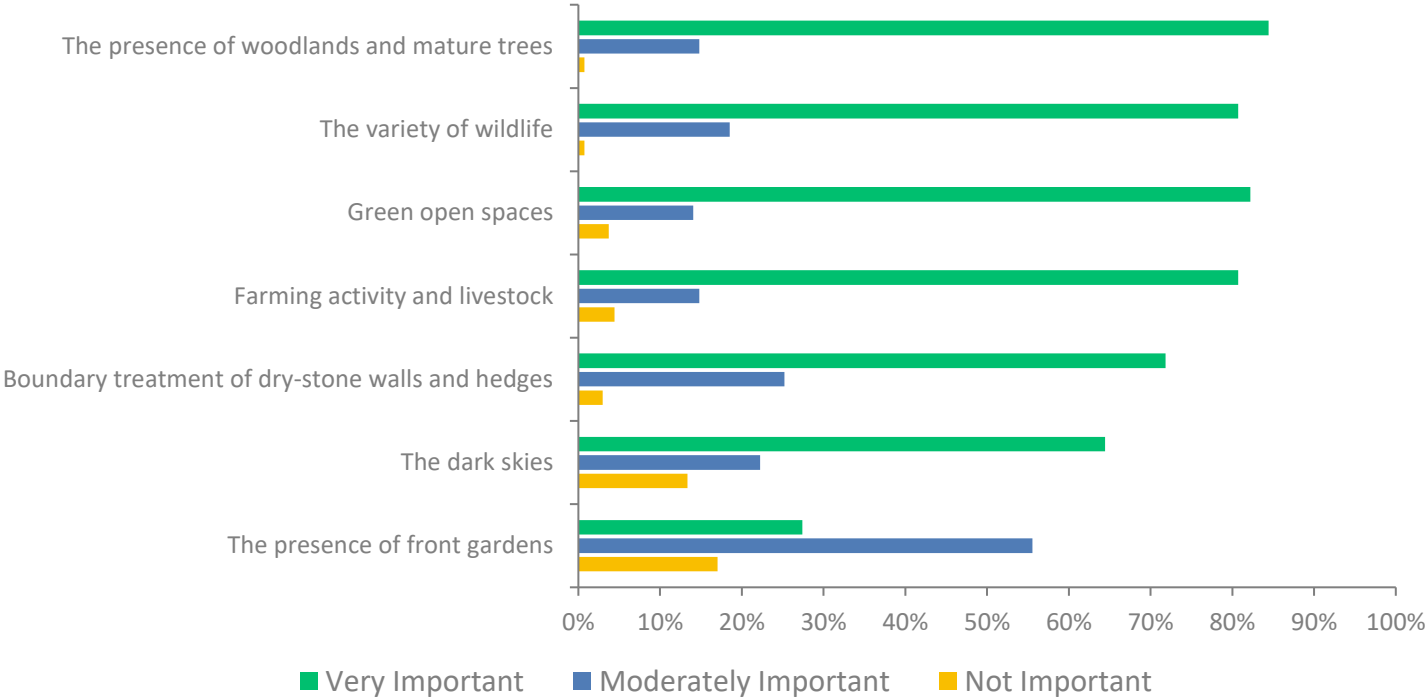
Q7: Are there other physical ‘features’ in the Parish not mentioned in question 6, that are important to retain?

Answered: 127 Skipped: 15

ANSWER CHOICES	RESPONSES	
Yes	33.07%	42
No	29.92%	38
Unsure	37.01%	47
TOTAL		127

Q11: Environment and EcologyHow important are the following to the setting of the village and character of the area?

Answered: 136 Skipped: 6



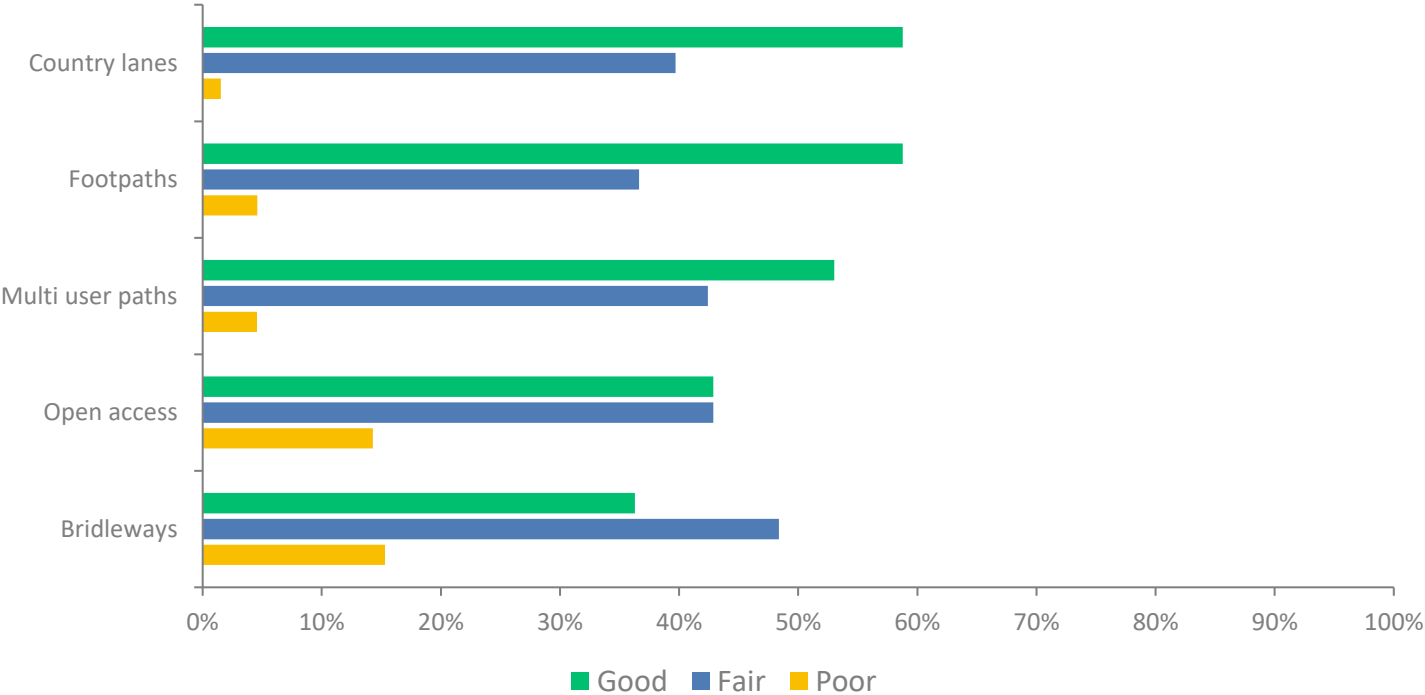
Q11: Environment and EcologyHow important are the following to the setting of the village and character of the area?

Answered: 136 Skipped: 6

	VERY IMPORTANT	MODERATELY IMPORTANT	NOT IMPORTANT	TOTAL	WEIGHTED AVERAGE
The presence of woodlands and mature trees	84.44%	14.81%	0.74%	135	1.16
	114	20	1		
The variety of wildlife	80.74%	18.52%	0.74%	135	1.2
	109	25	1		
Green open spaces	82.22%	14.07%	3.70%	135	1.21
	111	19	5		
Farming activity and livestock	80.74%	14.81%	4.44%	135	1.24
	109	20	6		
Boundary treatment of dry-stone walls and hedges	71.85%	25.19%	2.96%	135	1.31
	97	34	4		
The dark skies	64.44%	22.22%	13.33%	135	1.49
	87	30	18		
The presence of front gardens	27.41%	55.56%	17.04%	135	1.9
	37	75	23		

Q12: How do you rate the provision for public access to the countryside?

Answered: 134 Skipped: 8



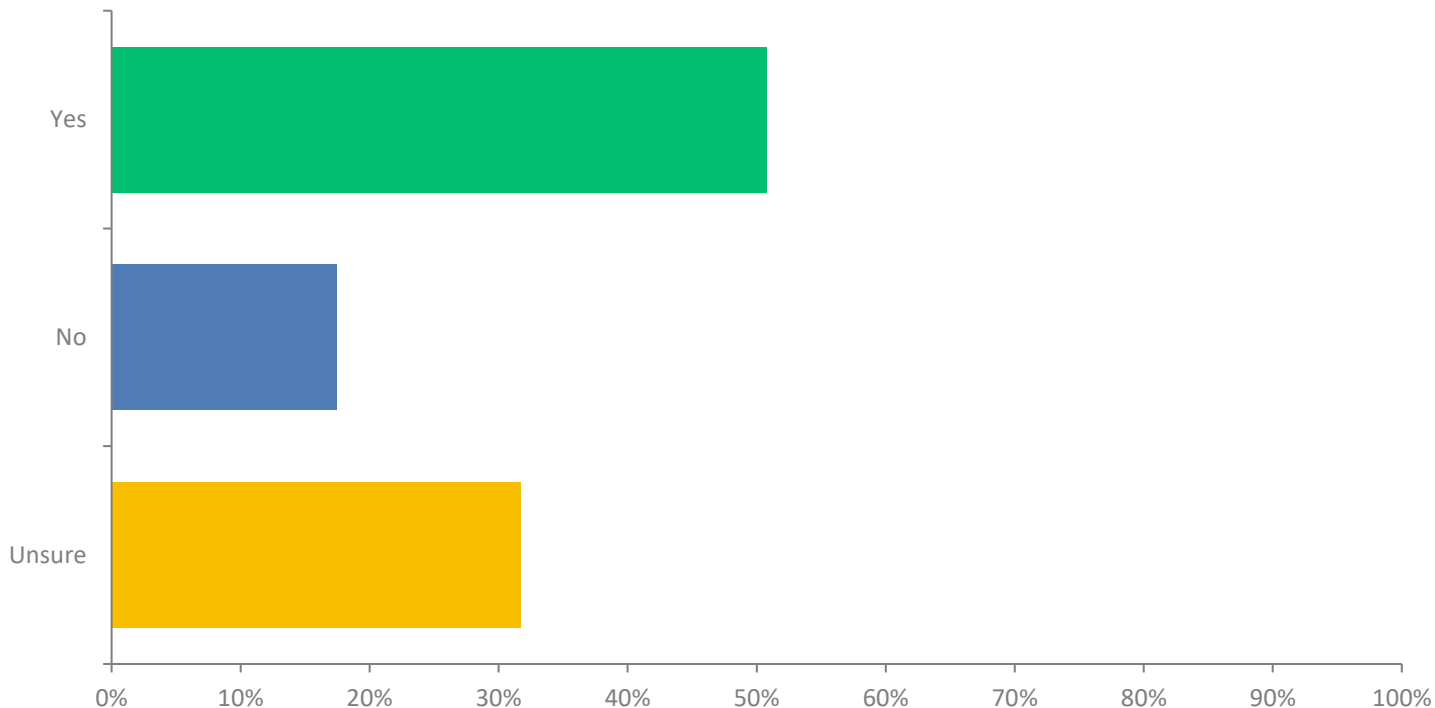
Q12: How do you rate the provision for public access to the countryside?

Answered: 134 Skipped: 8

	GOOD	FAIR	POOR	TOTAL	WEIGHTED AVERAGE
Country lanes	58.78% 77	39.69% 52	1.53% 2	131	1.43
Footpaths	58.78% 77	36.64% 48	4.58% 6	131	1.46
Multi user paths	53.03% 70	42.42% 56	4.55% 6	132	1.52
Open access	42.86% 54	42.86% 54	14.29% 18	126	1.71
Bridleways	36.29% 45	48.39% 60	15.32% 19	124	1.79

Q14: We can protect local green spaces within or close to the village because of their amenity or recreation value – do you have any suggestions about which ones we should protect and why

Answered: 126 Skipped: 16



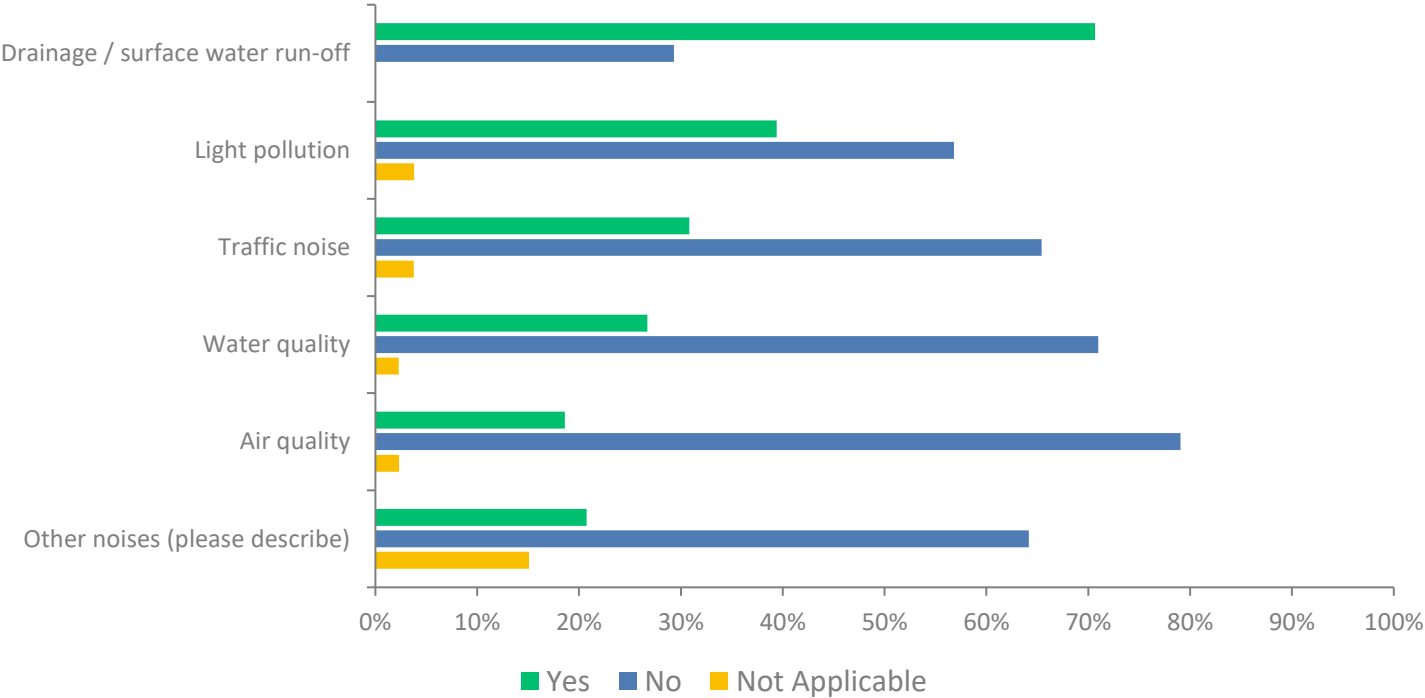
Q14: We can protect local green spaces within or close to the village because of their amenity or recreation value – do you have any suggestions about which ones we should protect and why

Answered: 126 Skipped: 16

ANSWER CHOICES	RESPONSES	
Yes	50.79%	64
No	17.46%	22
Unsure	31.75%	40
TOTAL		126

Q16: In the area where you live, are you concerned about:

Answered: 135 Skipped: 7



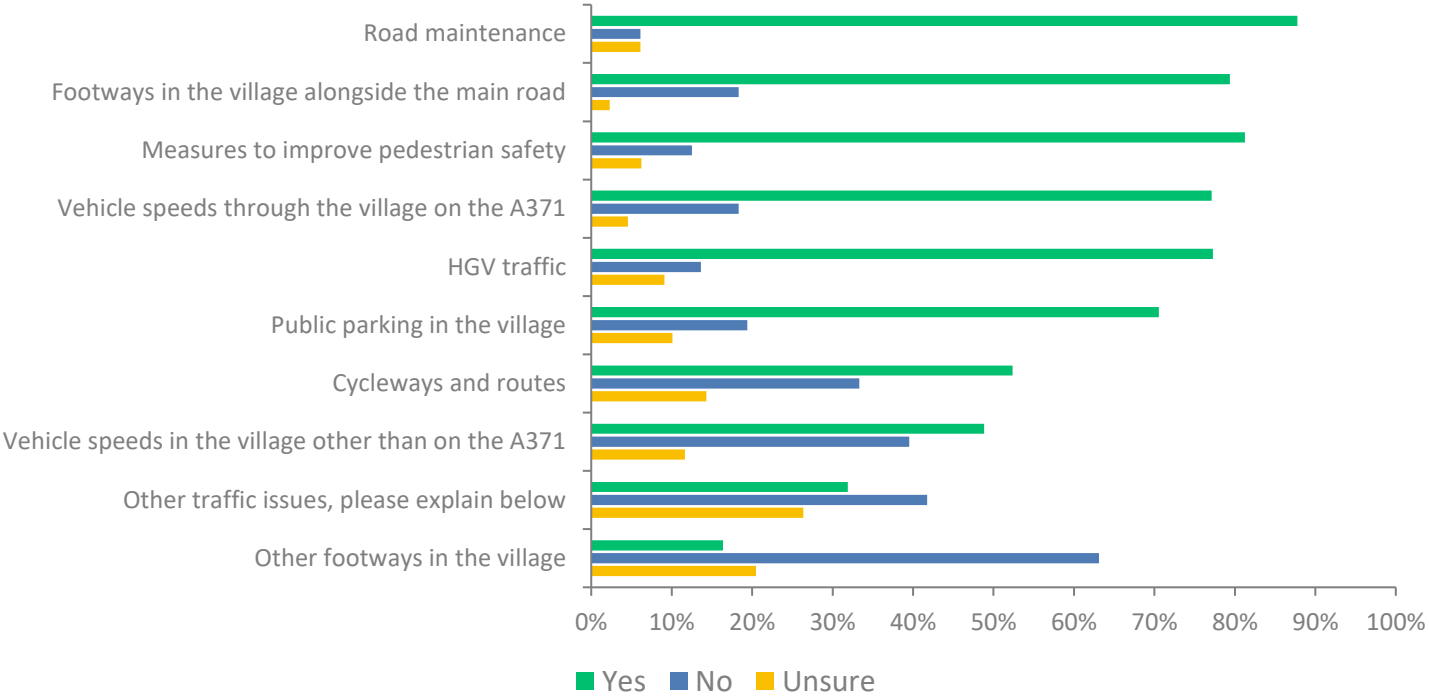
Q16: In the area where you live, are you concerned about:

Answered: 135 Skipped: 7

	YES	NO	NOT APPLICABLE	TOTAL	WEIGHTED AVERAGE
Drainage / surface water run-off	70.68% 94	29.32% 39	0% 0	133	1.29
Light pollution	39.39% 52	56.82% 75	3.79% 5	132	1.64
Traffic noise	30.83% 41	65.41% 87	3.76% 5	133	1.73
Water quality	26.72% 35	70.99% 93	2.29% 3	131	1.76
Air quality	18.60% 24	79.07% 102	2.33% 3	129	1.84
Other noises (please describe)	20.75% 22	64.15% 68	15.09% 16	106	1.94

Q17: Traffic and TransportThe Neighbourhood Plan is not able to include policies directly relating to highway management and maintenance but can affect pedestrian safety in the village and other user issues.Do any of the following traffic-related matters need addressing?

Answered: 133 Skipped: 9



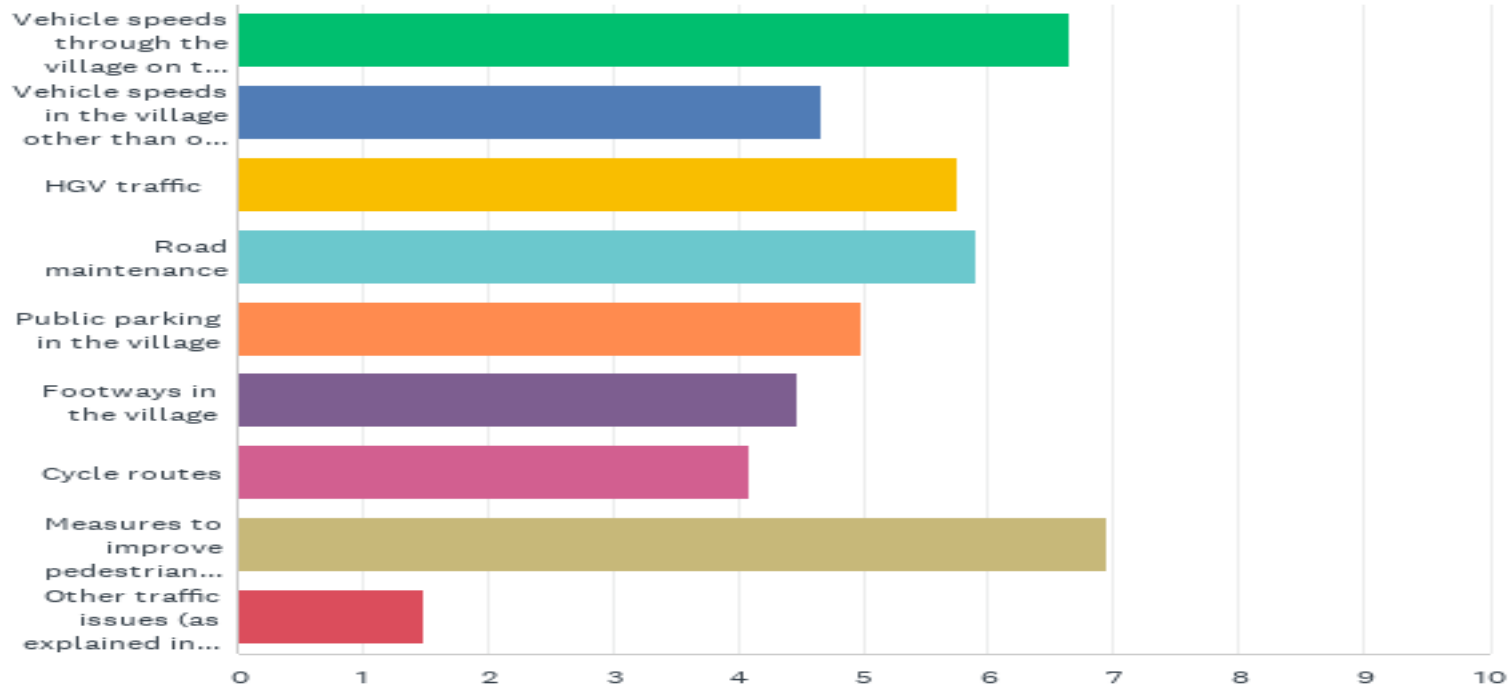
directly relating to highway management and maintenance but can affect pedestrian safety in the village and other user issues.Do any of the following traffic-related matters need addressing?

Answered: 133 Skipped: 9

	YES	NO	UNSURE	TOTAL	WEIGHTED AVERAGE
Road maintenance	87.79% 115	6.11% 8	6.11% 8	131	1.18
Footways in the village alongside the main road	79.39% 104	18.32% 24	2.29% 3	131	1.23
Measures to improve pedestrian safety	81.25% 104	12.50% 16	6.25% 8	128	1.25
Vehicle speeds through the village on the A371	77.10% 101	18.32% 24	4.58% 6	131	1.27

Q18: Please rank the following list in order of importance (with 1 being highest).(Either click and drag or use arrows to move rows)

Answered: 131 Skipped: 11



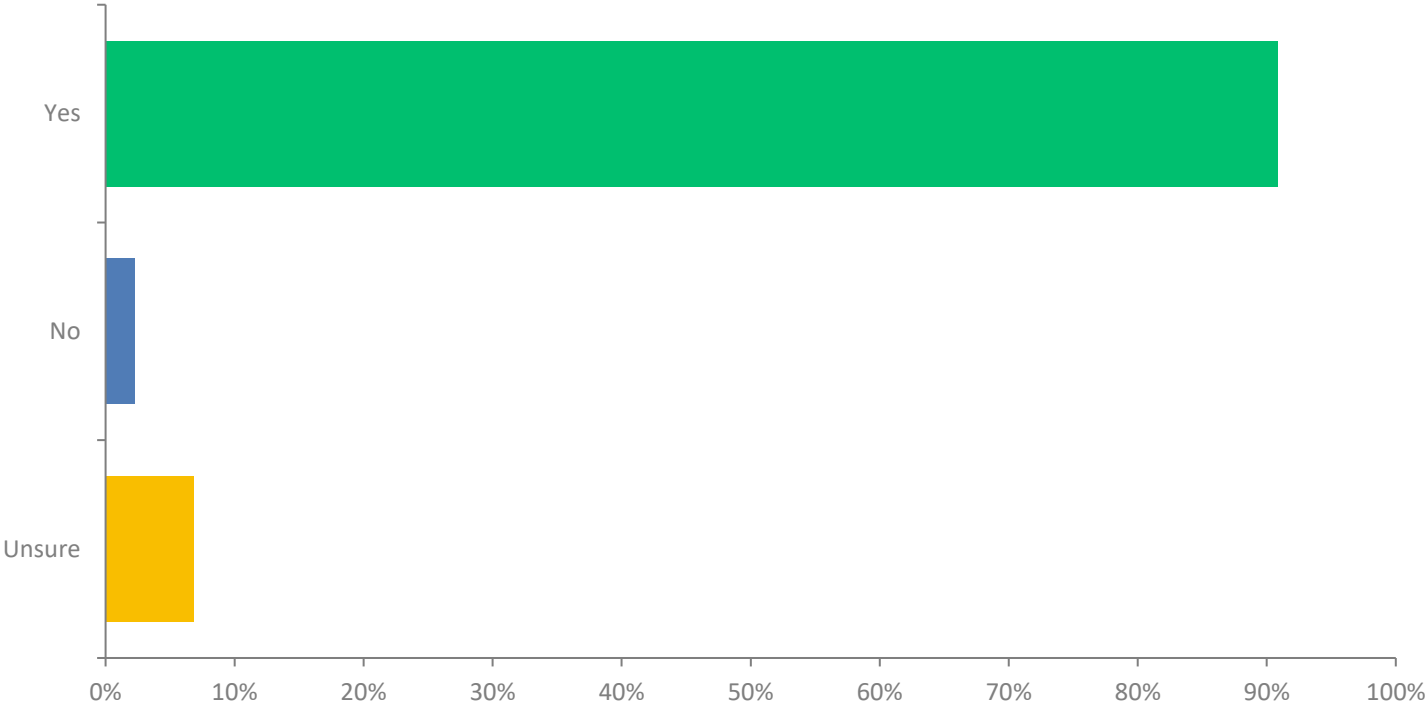
Q18: Please rank the following list in order of importance (with 1 being highest).(Either click and drag or use arrows to move rows)

Answered: 131 Skipped: 11

	1	2	3	4	5	6	7	8	9	TOTAL	SCORE
Vehicle speeds through the village on the A371	23.66% 31	26.72% 35	9.92% 13	9.16% 12	10.69% 14	9.16% 12	4.58% 6	5.34% 7	0.76% 1	131	6.66
Vehicle speeds in the village other than on the A371	2.29% 3	12.21% 16	11.45% 15	11.45% 15	9.16% 12	16.03% 21	16.79% 22	19.08% 25	1.53% 2	131	4.67
HGV traffic	12.98% 17	8.40% 11	21.37% 28	14.50% 19	15.27% 20	7.63% 10	9.92% 13	7.63% 10	2.29% 3	131	5.75
Road maintenance	16.79% 22	9.92% 13	15.27% 20	12.98% 17	16.03% 21	15.27% 20	7.63% 10	5.34% 7	0.76% 1	131	5.91
Public parking in the village	5.34% 7	10.69% 14	12.98% 17	16.03% 21	8.40% 11	16.79% 22	14.50% 19	10.69% 14	4.58% 6	131	4.99
Footways in the village	1.53% 2	3.82% 5	9.16% 12	16.79% 22	16.03% 21	17.56% 23	16.79% 22	18.32% 24	0.00% 0	131	4.47
Cycle routes	3.82% 5	6.11% 8	6.11% 8	10.69% 14	12.98% 17	9.92% 13	19.85% 26	25.19% 33	5.34% 7	131	4.10
Measures to improve pedestrian safety on the A371	32.82% 43	21.37% 28	12.21% 16	6.87% 9	10.69% 14	5.34% 7	6.87% 9	3.82% 5	0.00% 0	131	6.96
Other traffic issues (as explained in other above)	0.76% 1	0.76% 1	1.53% 2	1.53% 2	0.76% 1	2.29% 3	3.05% 4	4.58% 6	84.73% 111	131	1.49

Q19: Is the No. 126 bus service crucial to the life and well-being of Westbury Sub Mendip?

Answered: 131 Skipped: 11



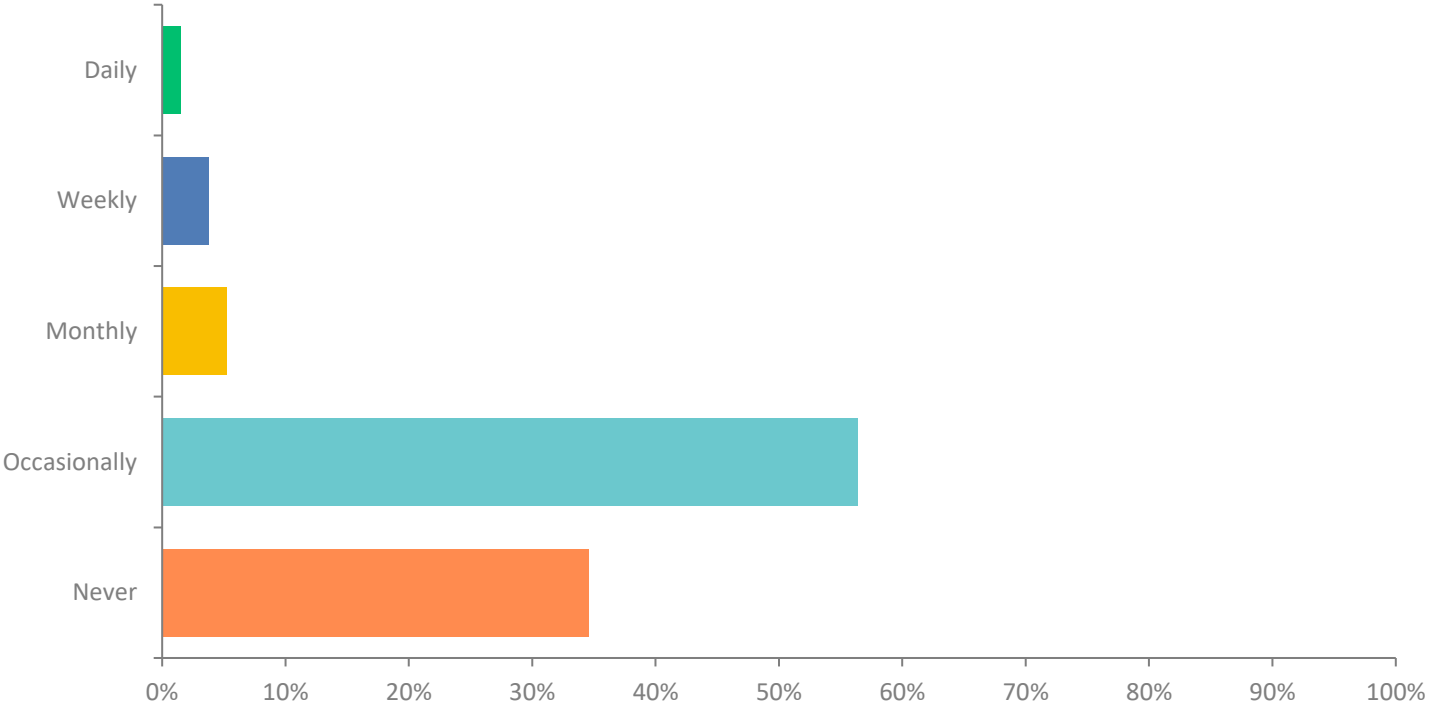
Q19: Is the No. 126 bus service crucial to the life and well-being of Westbury Sub Mendip?

Answered: 131 Skipped: 11

ANSWER CHOICES	RESPONSES	
Yes	90.84%	119
No	2.29%	3
Unsure	6.87%	9
TOTAL		131

Q20: How often do you use the buses to Wells / Cheddar / Westbury Sub Mendip?

Answered: 133 Skipped: 9



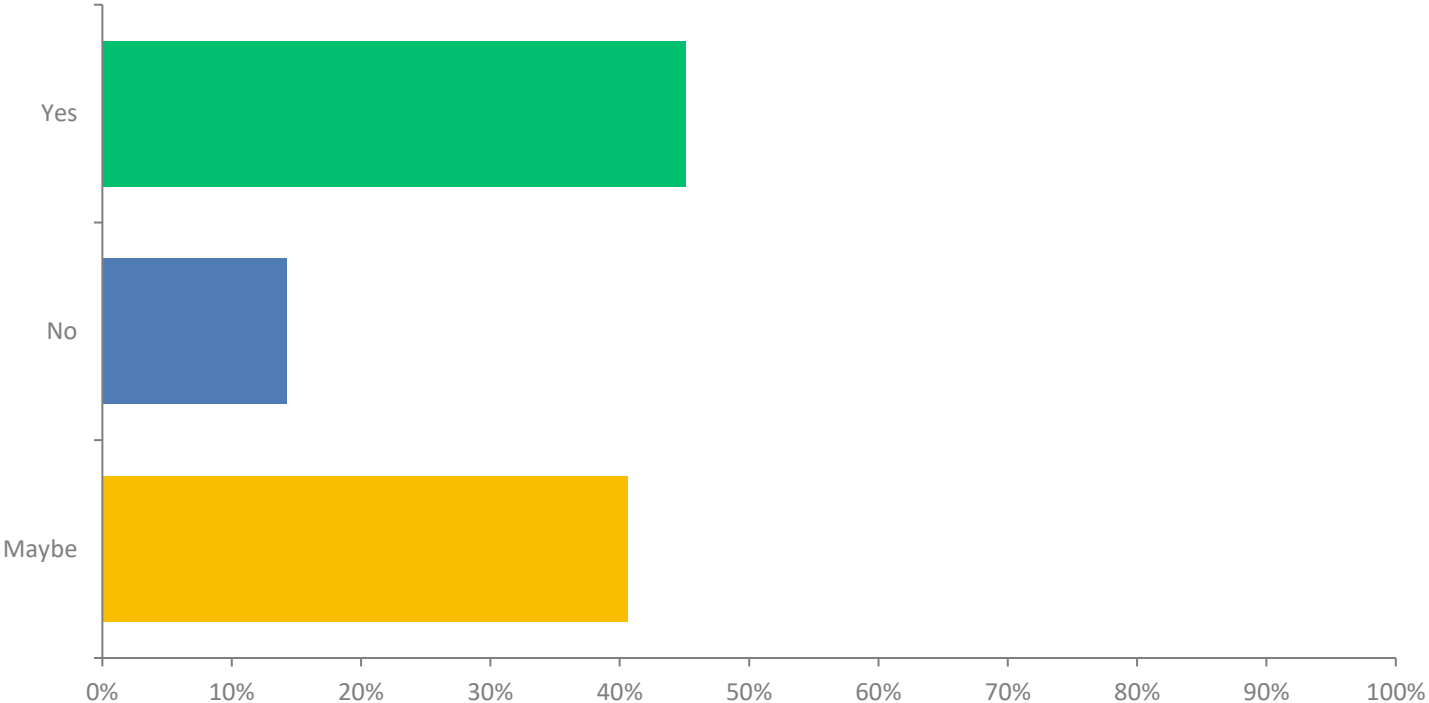
Q20: How often do you use the buses to Wells / Cheddar / Westbury Sub Mendip?

Answered: 133 Skipped: 9

ANSWER CHOICES	RESPONSES	
Daily	1.50%	2
Weekly	3.76%	5
Monthly	5.26%	7
Occasionally	56.39%	75
Never	34.59%	46
TOTAL		135

Q21: Would your use of the bus service change if there was a more frequent or convenient service?

Answered: 133 Skipped: 9



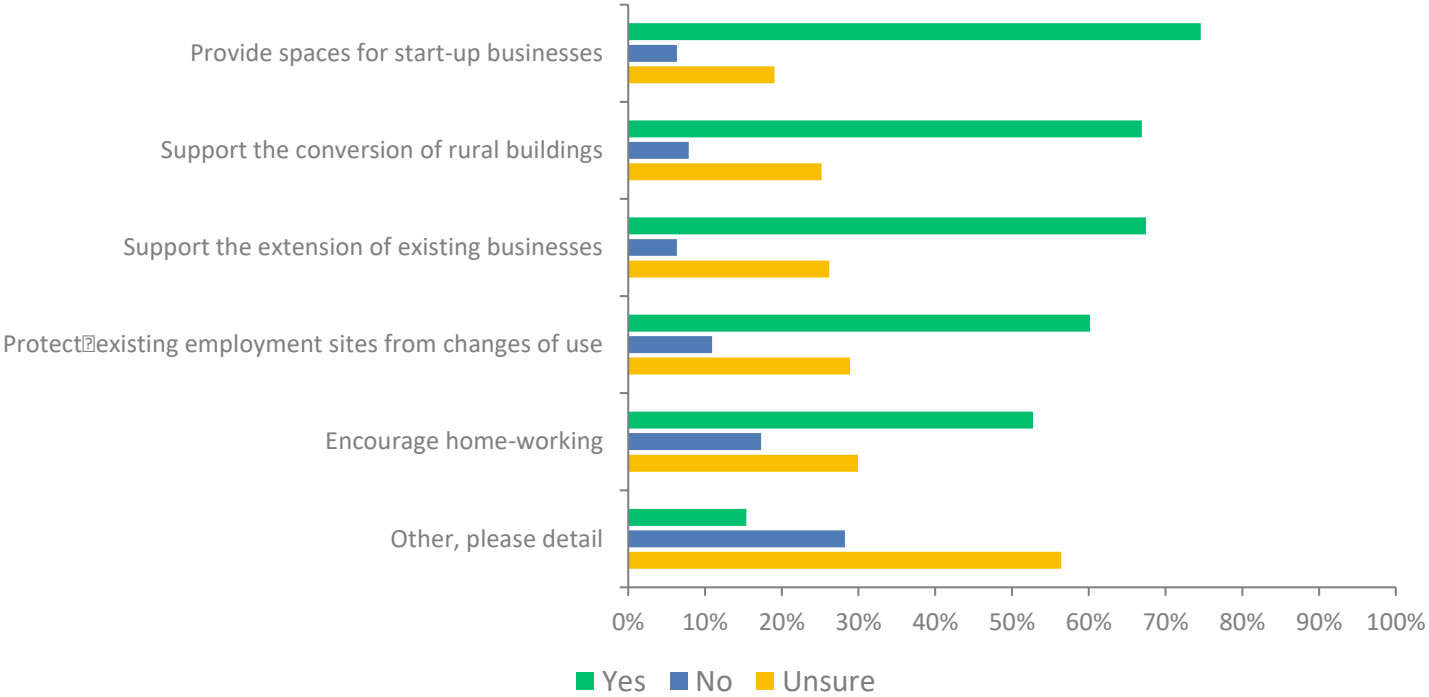
Q21: Would your use of the bus service change if there was a more frequent or convenient service?

Answered: 133 Skipped: 9

ANSWER CHOICES	RESPONSES	
Yes	45.11%	60
No	14.29%	19
Maybe	40.60%	54
TOTAL		133

Q24: Local Economy and TourismHow should we help provide for local jobs and support the local economy?

Answered: 131 Skipped: 11



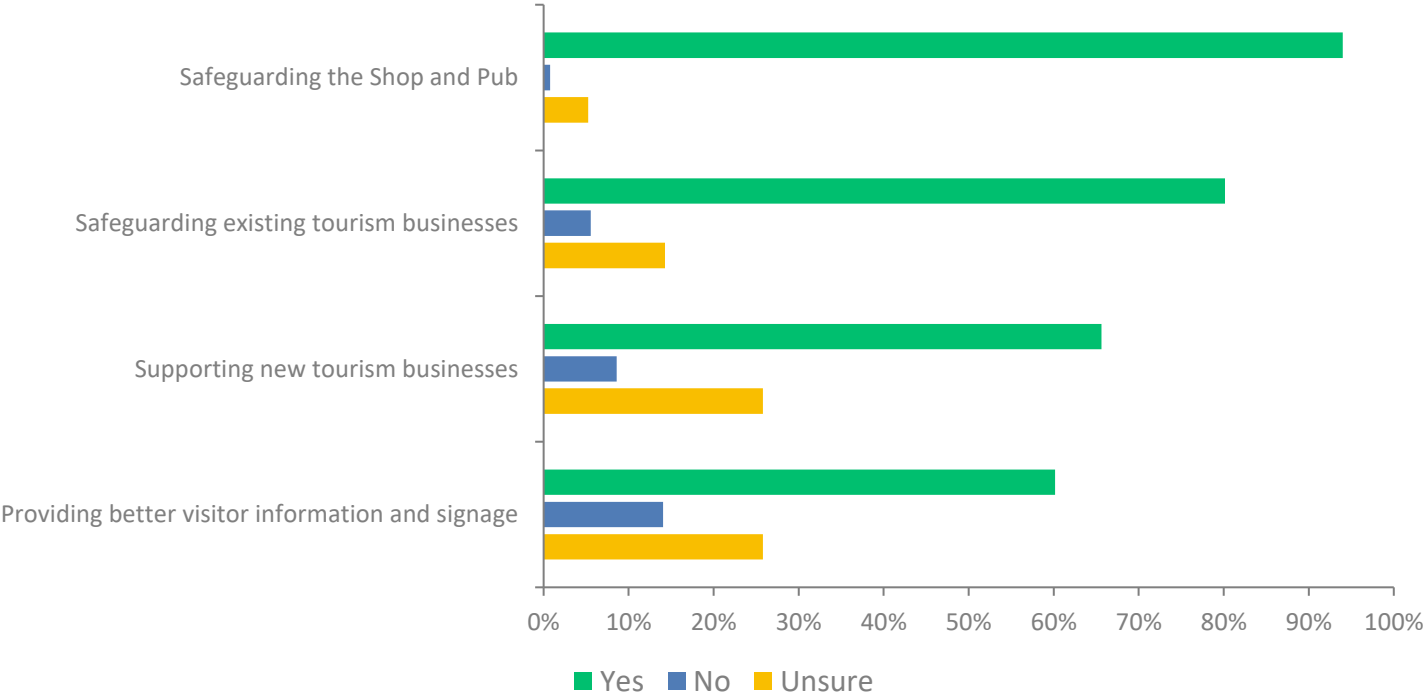
Q24: Local Economy and TourismHow should we help provide for local jobs and support the local economy?

Answered: 131 Skipped: 11

	YES	NO	UNSURE	TOTAL	WEIGHTED AVERAGE
Provide spaces for start-up businesses	74.60%	6.35%	19.05%	126	1.44
	94	8	24		
Support the conversion of rural buildings	66.93%	7.87%	25.20%	127	1.58
	85	10	32		
Support the extension of existing businesses	67.46%	6.35%	26.19%	126	1.59
	85	8	33		
Protect existing employment sites from changes of use	60.16%	10.94%	28.91%	128	1.69
	77	14	37		
Encourage home-working	52.76%	17.32%	29.92%	127	1.77
	67	22	38		
Other, please detail	15.38%	28.21%	56.41%	39	2.41
	6	11	22		

Q25: Should we ensure there is local provision and services for visitors and tourists by:

Answered: 134 Skipped: 8



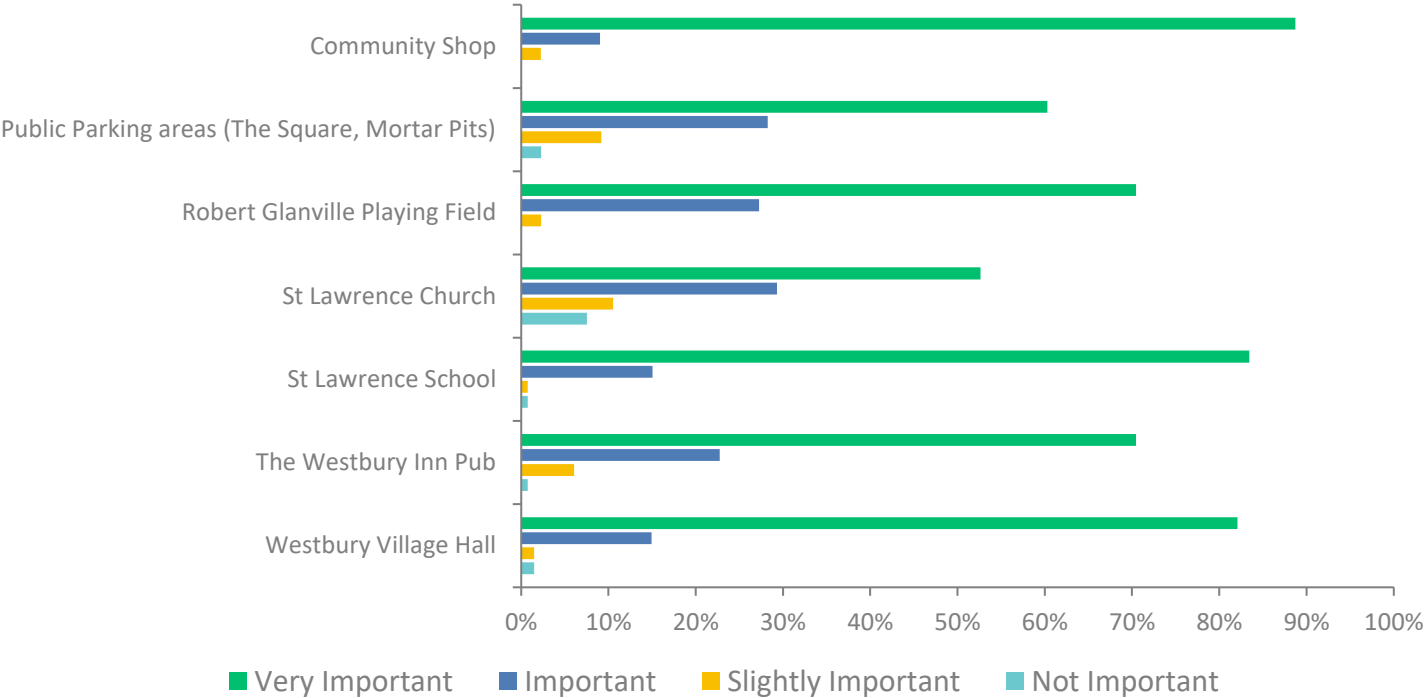
Q25: Should we ensure there is local provision and services for visitors and tourists by:

Answered: 134 Skipped: 8

	YES	NO	UNSURE	TOTAL	WEIGHTED AVERAGE
Safeguarding the Shop and Pub	93.98% 125	0.75% 1	5.26% 7	133	1.11
Safeguarding existing tourism businesses	80.16% 101	5.56% 7	14.29% 18	126	1.34
Supporting new tourism businesses	65.62% 84	8.59% 11	25.78% 33	128	1.60
Providing better visitor information and signage	60.16% 77	14.06% 18	25.78% 33	128	1.66

Q26: How important are the following in the life of the community:

Answered: 134 Skipped: 8



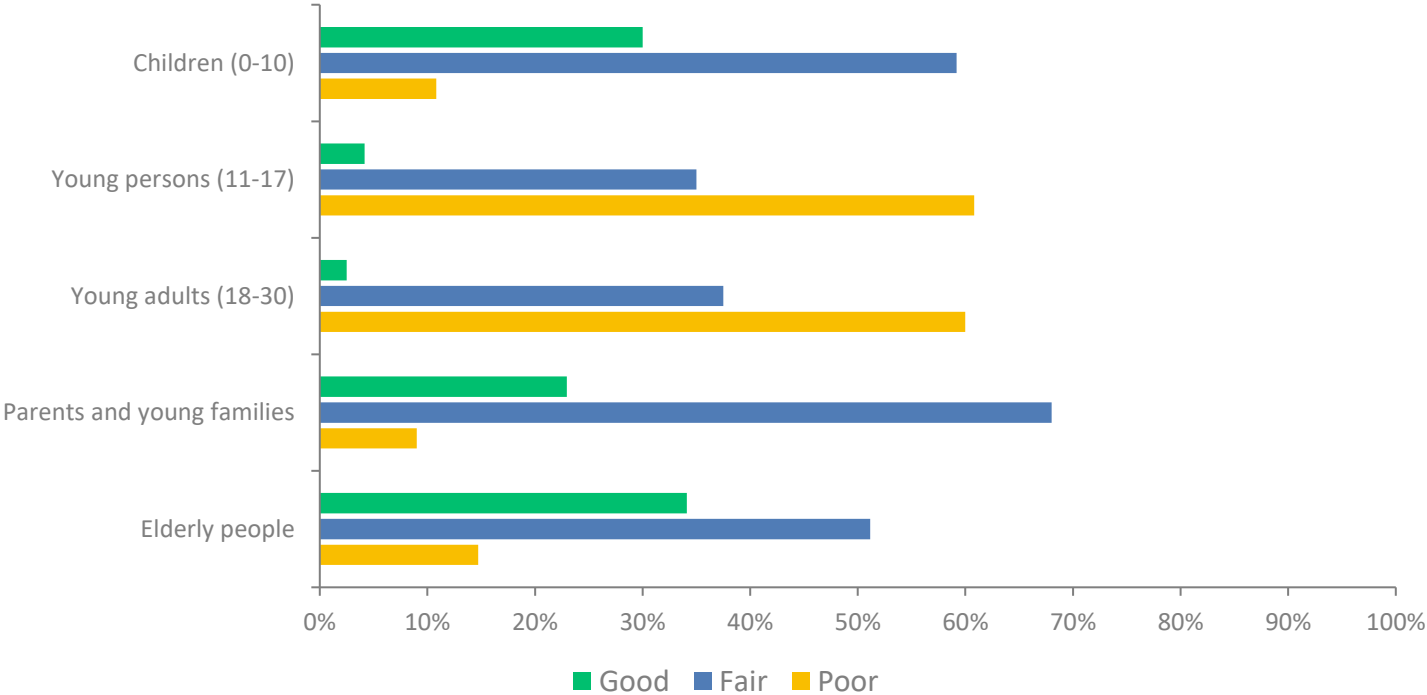
Q26: How important are the following in the life of the community:

Answered: 134 Skipped: 8

	VERY IMPORTANT	IMPORTANT	SLIGHTLY IMPORTANT	NOT IMPORTANT	TOTAL	WEIGHTED AVERAGE
Community Shop	88.72%	9.02%	2.26%	0%	133	1
	118	12	3	0		
Public Parking areas (The Square, Mortar Pits)	60.31%	28.24%	9.16%	2.29%	131	1
	79	37	12	3		
Robert Glanville Playing Field	70.45%	27.27%	2.27%	0%	132	1
	93	36	3	0		
St Lawrence Church	52.63%	29.32%	10.53%	7.52%	133	1
	70	39	14	10		
St Lawrence School	83.46%	15.04%	0.75%	0.75%	133	1
	111	20	1	1		
The Westbury Inn Pub	70.45%	22.73%	6.06%	0.76%	132	1
	93	30	8	1		
Westbury Village Hall	82.09%	14.93%	1.49%	1.49%	134	1
	110	20	2	2		

Q27: How do you rate the services, facilities and opportunities available for the following groups:

Answered: 129 Skipped: 13



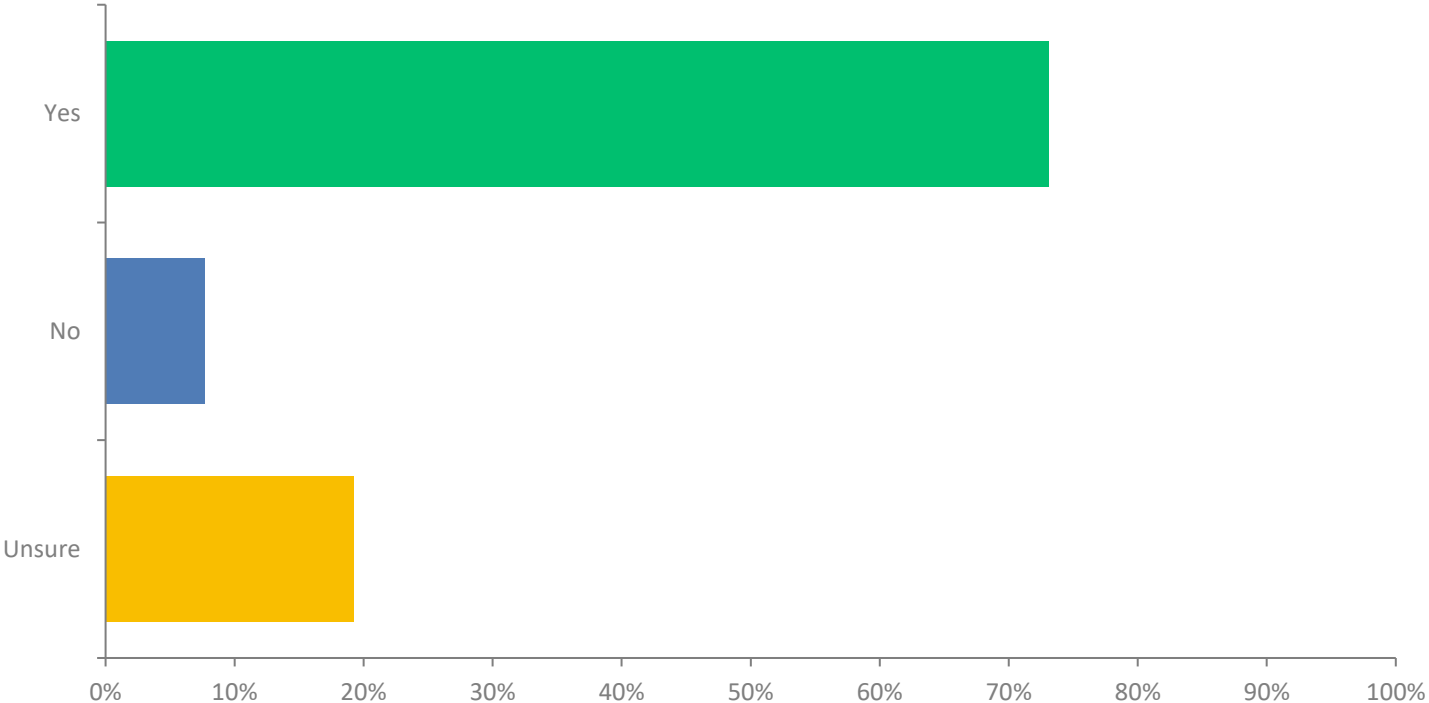
Q27: How do you rate the services, facilities and opportunities available for the following groups:

Answered: 129 Skipped: 13

	GOOD	FAIR	POOR	TOTAL	WEIGHTED AVERAGE
Children (0-10)	30.0% 36	59.17% 71	10.83% 13	120	1.81
Young persons (11-17)	4.17% 5	35.00% 42	60.83% 73	120	2.57
Young adults (18-30)	2.50% 3	37.50% 45	60.0% 72	120	2.58
Parents and young families	22.95% 28	68.03% 83	9.02% 11	122	1.86
Elderly people	34.11% 44	51.16% 66	14.73% 19	129	1.81

Q29: Are you supportive of renewable energy installations being promoted and installed in the Parish?

Answered: 130 Skipped: 12



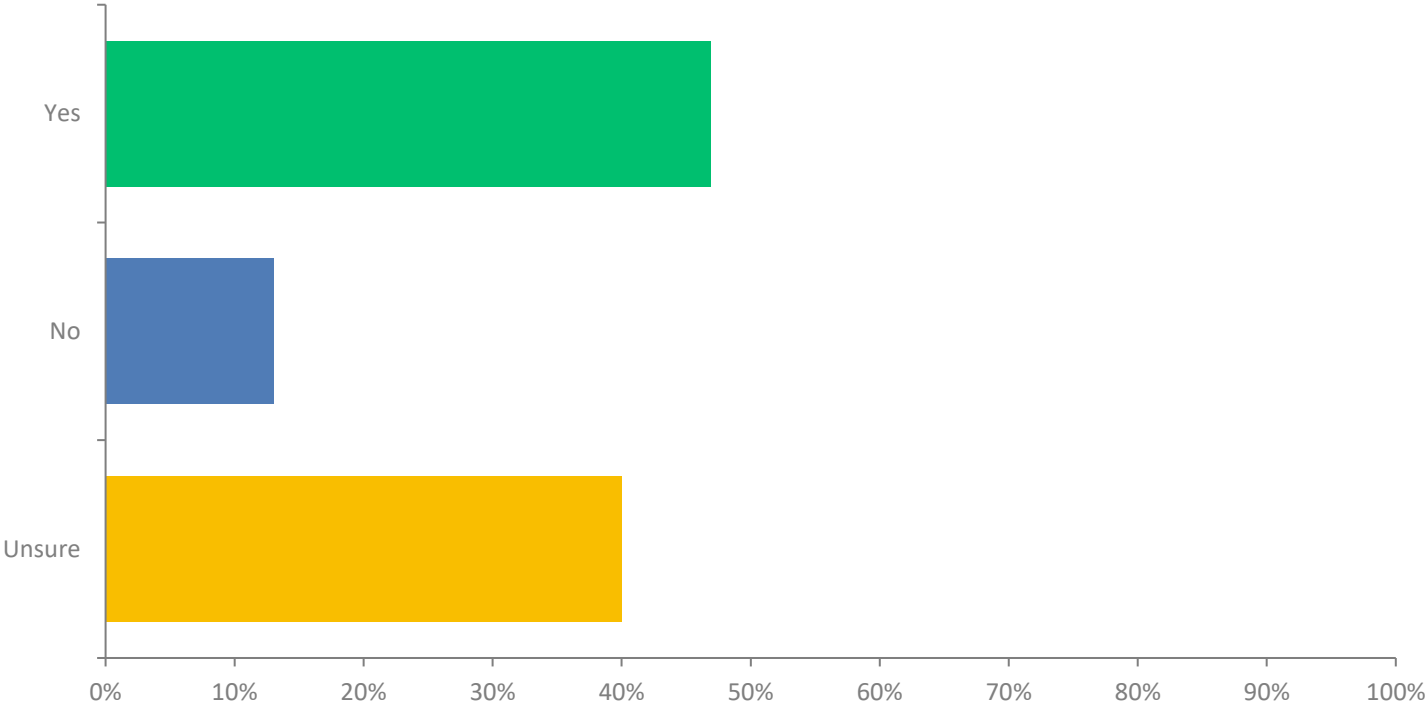
Q29: Are you supportive of renewable energy installations being promoted and installed in the Parish?

Answered: 130 Skipped: 12

ANSWER CHOICES	RESPONSES	
Yes	73.08%	95
No	7.69%	10
Unsure	19.23%	25
TOTAL		130

Q30: Do you think that the village should develop a community-based renewable energy project?

Answered: 130 Skipped: 12



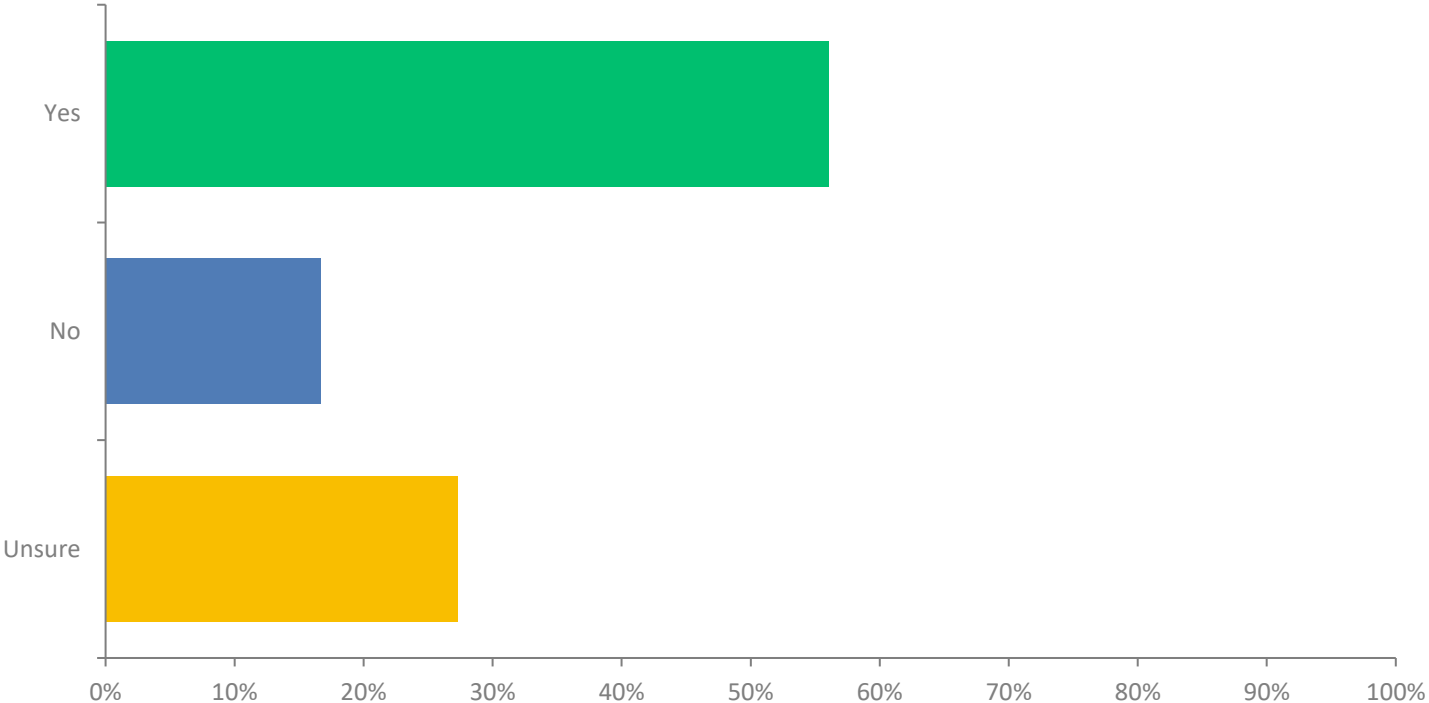
Q30: Do you think that the village should develop a community-based renewable energy project?

Answered: 130 Skipped: 12

ANSWER CHOICES	RESPONSES	
Yes	46.92%	61
No	13.08%	17
Unsure	40.0%	52
TOTAL		130

Q33: Should we provide space for allotments and/or a community horticulture scheme?

Answered: 132 Skipped: 10



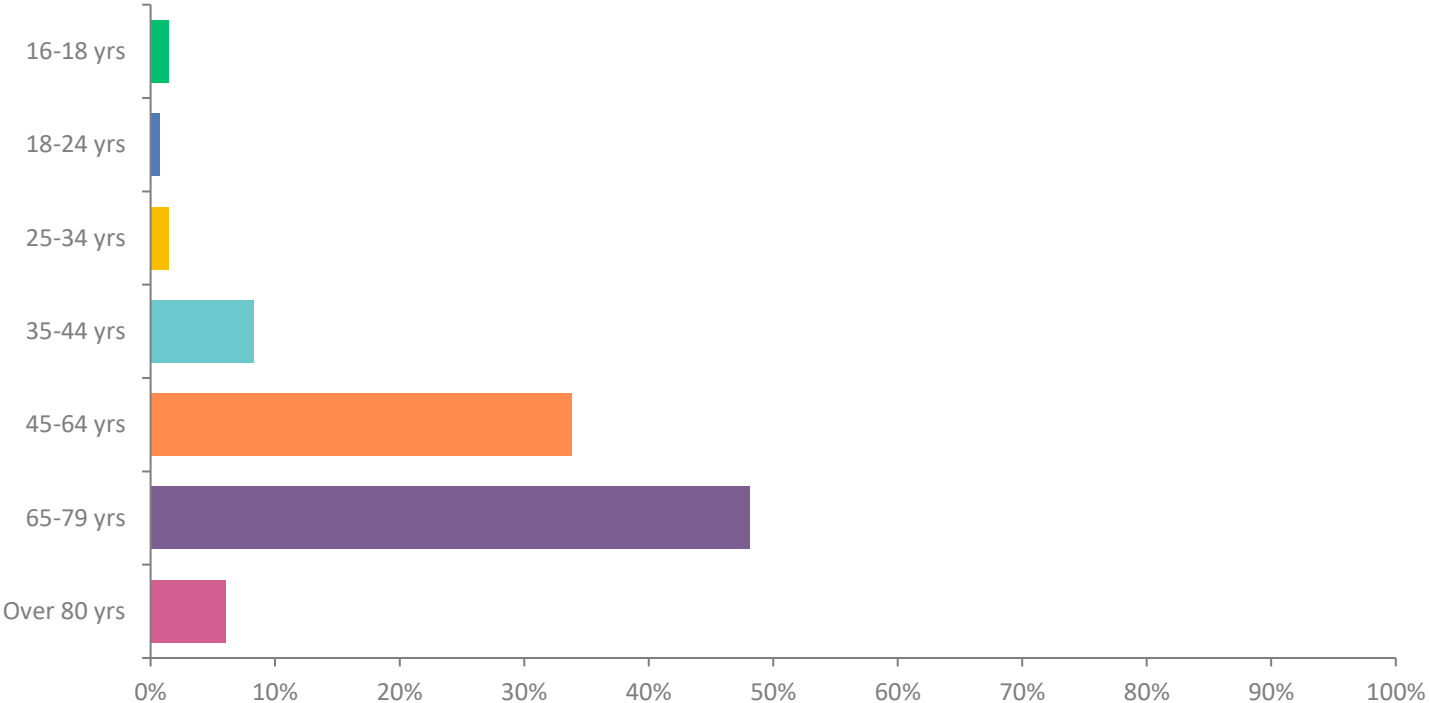
Q33: Should we provide space for allotments and/or a community horticulture scheme?

Answered: 132 Skipped: 10

ANSWER CHOICES	RESPONSES	
Yes	56.06%	74
No	16.67%	22
Unsure	27.27%	36
TOTAL		132

Q38: Please tell us your age group (tick one)

Answered: 133 Skipped: 9



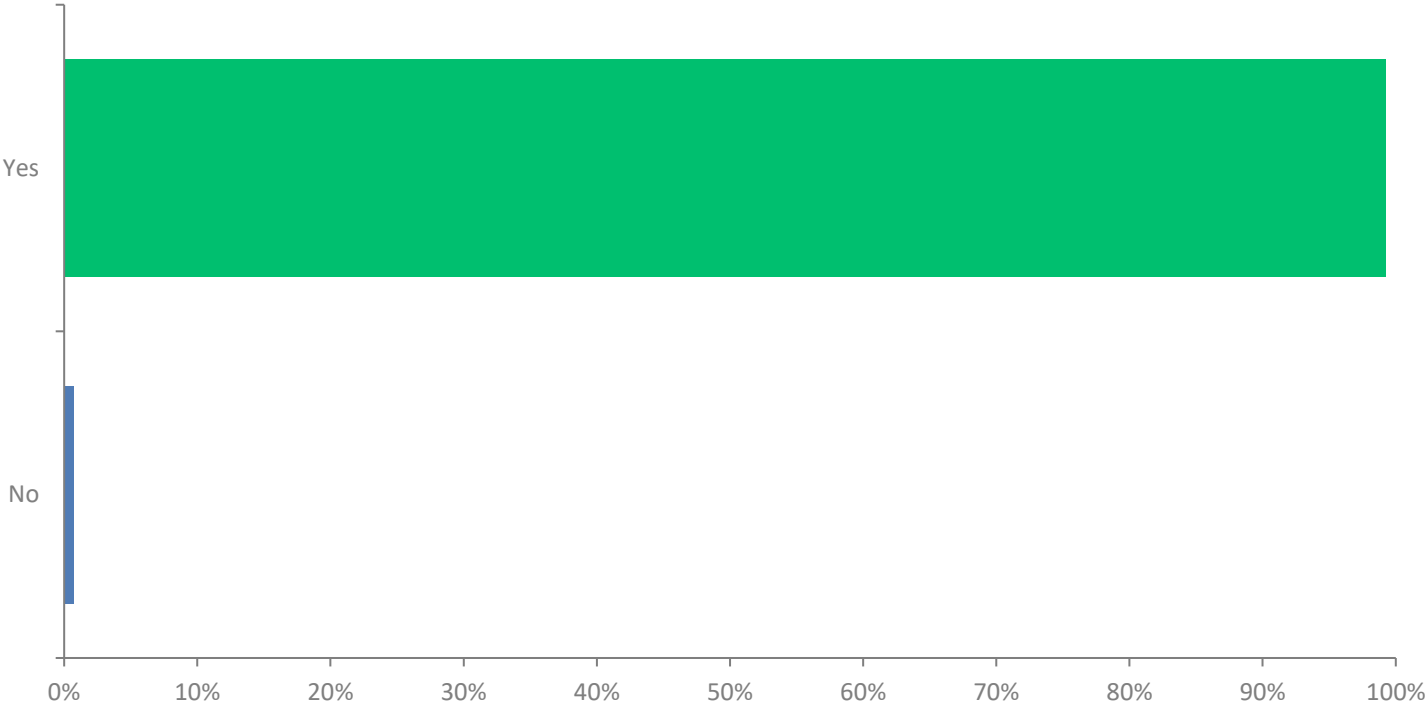
Q38: Please tell us your age group (tick one)

Answered: 133 Skipped: 9

ANSWER CHOICES	RESPONSES	
16-18 yrs	1.50%	2
18-24 yrs	0.75%	1
25-34 yrs	1.50%	2
35-44 yrs	8.27%	11
45-64 yrs	33.83%	45
65-79 yrs	48.12%	64
Over 80 yrs	6.02%	8
TOTAL		133

Q39: Is your primary residence in the Parish of Westbury Sub Mendip?

Answered: 134 Skipped: 8



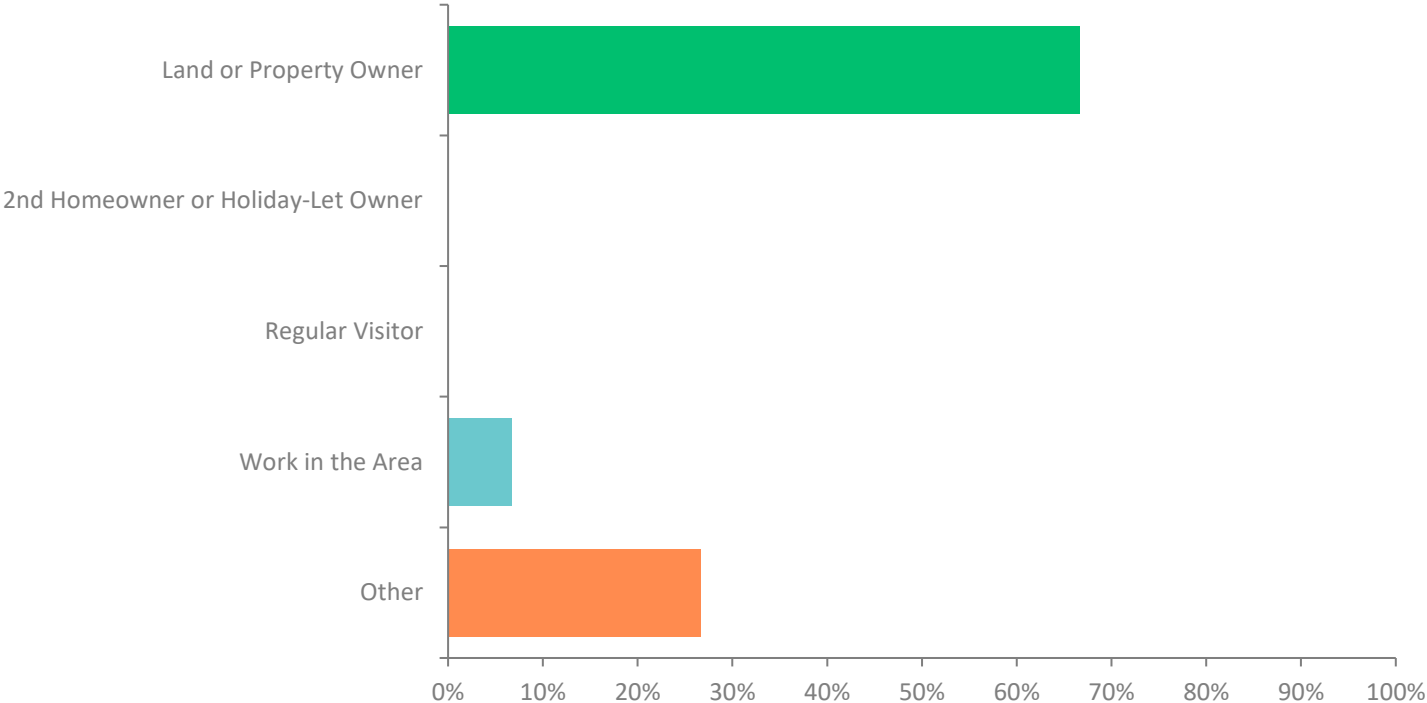
Q39: Is your primary residence in the Parish of Westbury Sub Mendip?

Answered: 134 Skipped: 8

ANSWER CHOICES	RESPONSES	
Yes	99.25%	133
No	0.75%	1
TOTAL		134

Q40: If NO, please indicate your relationship with the Parish:

Answered: 15 Skipped: 127



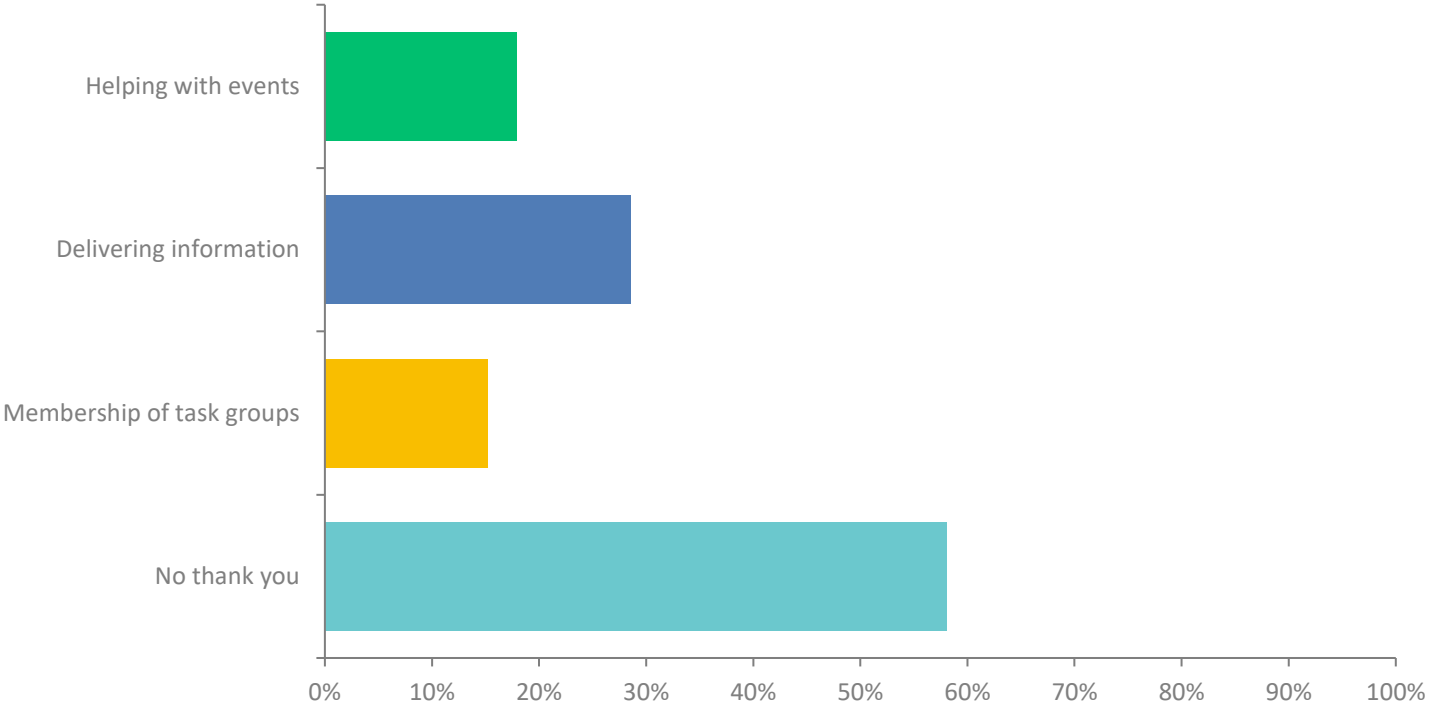
Q40: If NO, please indicate your relationship with the Parish:

Answered: 15 Skipped: 127

ANSWER CHOICES	RESPONSES	
Land or Property Owner	66.67%	10
2nd Homeowner or Holiday-Let Owner	0%	0
Regular Visitor	0%	0
Work in the Area	6.67%	1
Other	26.67%	4
TOTAL		15

Q41: Are you interested in helping prepare the Westbury Sub Mendip Neighbourhood Plan? By:

Answered: 112 Skipped: 30



Q41: Are you interested in helping prepare the Westbury Sub Mendip Neighbourhood Plan? By:

Answered: 112 Skipped: 30

ANSWER CHOICES	RESPONSES	
Helping with events	17.86%	20
Delivering information	28.57%	32
Membership of task groups	15.18%	17
No thank you	58.04%	65
TOTAL		134